

# Account Statement

October 1, 2022 - October 31, 2022

**TIVERTON POLICE PENSION PLAN AGY**



23 Broad Street, Westerly, RI 02891

www.washtrustwealth.com

## Tips to Make Tax Season Less Taxing

According to the IRS, the average taxpayer spends about 13 hours completing his or her annual return. And even if you hire an accountant to prepare your taxes, it could take hours to gather the paperwork you need to provide. Check out our tips to make your experience less stressful this year.

<http://e.washtrust.com/em?a=dKEH2y6gBu9CKxK5MHs1Q4&b=sk5iA1Zu4kSNSShnrXlXh5Q>

## Your Team Is Here to Help

Wealth Management Officer: Irene Ferreira 401 348 1317 [iferreira@Washtrust.Com](mailto:iferreira@Washtrust.Com)

Portfolio Manager: Eugene J McCabe 401 654 4807 [Ejmccabe@Washtrust.Com](mailto:Ejmccabe@Washtrust.Com)

Wealth Management Associate: Donald R Previe 401 3481200 [drprevie@washtrust.com](mailto:drprevie@washtrust.com)

## Accounts Included In This Statement

xxxxxx0538 TIVERTON POLICE PENSION PLAN AGY

This page intentionally left blank.

2000456-00007443-00019 of 00022-c01-m2-1141-00456



P054YEY2 00000591 20221101 124397885

## Table of Contents

Schedules	Page
Overview of Your Account.....	5
Portfolio Analysis.....	6
Portfolio Holdings.....	7
Your Transaction Detail.....	14
Information.....	17

2000456-00007442-00018 of 00022-c01-m2-141-00456

This page intentionally left blank.

2000456-00007442-00017 of 00022-c01-m2-1141-00456



Overview of Your Account - xxxxxx0538 TIVERTON POLICE PENSION PLAN AGY

Investment Objective: Growth

**Activity Summary**

	This Period (\$)	Year to Date
Beginning Market Value	14,762,448.94	19,815,930.87
Cash & Security Transfers	0.00	0.00
Contributions	65,635.73	740,101.95
Income & Capital Gain Distributions	21,601.28	193,860.23
Fees	-7,212.48	-79,963.82
Withdrawals	-106,536.93	-1,096,764.30
Change in Account Value	876,472.72	-3,960,755.67
<b>Market Value on Oct 31, 2022</b>	<b>\$15,612,409.26</b>	<b>\$15,612,409.26</b>

**Income Earned**

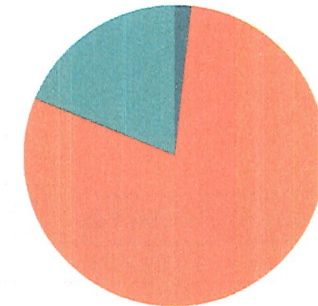
	This Period (\$)	Year to Date
Taxable Income	0.00	0.00
Tax-Exempt Income	21,601.28	193,860.23
Tax-Deferred Income	0.00	0.00
<b>Total Income Earned</b>	<b>\$21,601.28</b>	<b>\$193,860.23</b>
<b>Total Short Term Realized Capital Gain/Loss</b>	<b>\$0.00</b>	<b>-\$16,725.22</b>
<b>Total Long Term Realized Capital Gain/Loss</b>	<b>\$0.00</b>	<b>\$191,809.35</b>
<b>Total Realized Capital Gain/Loss</b>	<b>\$0.00</b>	<b>\$175,084.13</b>

*This summary is for your reference. It is not intended for tax-reporting purposes. Taxable income is taxable at the federal level and may be taxable at the state level. Income Earned amount shown is net of foreign tax withholding, if applicable.*

**Asset Allocation on October 31, 2022**

	Market Value (\$)	Percent
■ Cash	280,146.36	2%
■ Equities	12,409,199.34	79%
■ Fixed Income	2,923,063.56	19%
<b>Total of Your Account</b>	<b>\$15,612,409.26</b>	<b>100%</b>

*This pie chart reflects managed assets only.*

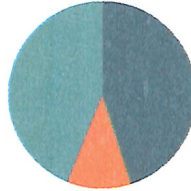


2000456-00007441-00016 of 00022-c01-m2-1141-00456

Portfolio Analysis - xxxxxx0538 TIVERTON POLICE PENSION PLAN AGY

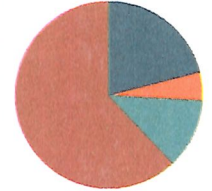
**Bond Maturity**

	Market Value (\$)	Percent
■ Less than Five years	1,325,812.56	45%
■ Five to Ten years	309,166.00	11%
■ Uncategorized	1,288,085.00	44%
<b>Total of Your Portfolio</b>	<b>\$2,923,063.56</b>	<b>100%</b>



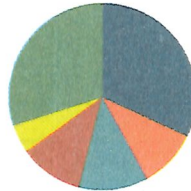
**Bond Quality Ratings**

	Market Value (\$)	Percent
■ Aaa	602,323.00	21%
■ A	147,088.06	5%
■ Not rated	354,165.00	12%
■ No Moody's Rating	1,819,487.50	62%
<b>Total of Your Portfolio</b>	<b>\$2,923,063.56</b>	<b>100%</b>



**Fixed Income Sector Analysis**

	Market Value (\$)	Percent
■ Taxable FI MF-ETF	938,865.00	32%
■ Taxable Government	293,157.00	10%
■ Non-Traditional MF-ETF FI	349,220.00	12%
■ Taxable Agency	309,166.00	11%
■ Corporate	147,088.06	5%
■ Cert of Deposit FI	885,567.50	30%
<b>Total of Your Portfolio</b>	<b>\$2,923,063.56</b>	<b>100%</b>



2000456-0000744-00015 of 00022-c01-m2-1141-00456

## Portfolio Holdings on October 31, 2022

	Quantity	Price	Market Value	Accrued Income	Cost Basis / Unrealized G/L	Est. Ann. Inc. /Yield at Market	% of Account
<b>xxxxxx0538 TIVERTON POLICE PENSION PLAN AGY</b>							
<b>Cash</b>							
<i>Cash and Equivalents</i>							
Fidelity Government Portfolio (TICKER: FRGXX , CUSIP:31607A703)	280,146.36	1.00	280,146.36	604.16	280,146.36 0.00	6,485.39 2.32%	1.79%
<b>Total Cash and Equivalents</b>			<b>\$280,146.36</b>	<b>\$604.16</b>	<b>\$280,146.36</b> <b>\$0.00</b>	<b>\$6,485.39</b> <b>2.32%</b>	<b>1.79%</b>
<b>Total Cash</b>			<b>\$280,146.36</b>	<b>\$604.16</b>	<b>\$280,146.36</b> <b>\$0.00</b>	<b>\$6,485.39</b> <b>2.32%</b>	<b>1.79%</b>
<b>Equities</b>							
<i>Domestic Equity</i>							
Accenture PLC (TICKER: ACN , CUSIP:G1151C101)	600.00	283.90	170,340.00	672.00	74,536.59 95,803.41	2,688.00 1.58%	1.09%
Activision Blizzard Inc (TICKER: ATVI , CUSIP:00507V109)	1,565.00	72.80	113,932.00	0.00	109,819.18 4,112.82	735.55 0.65%	0.73%
Adobe Inc (TICKER: ADBE , CUSIP:00724F101)	300.00	318.50	95,550.00	0.00	95,127.72 422.28	0.00	0.61%
Akamai Technologies Inc (TICKER: AKAM , CUSIP:00971T101)	1,500.00	88.33	132,495.00	0.00	103,193.25 29,301.75	0.00	0.85%
Alphabet Inc (TICKER: GOOGL , CUSIP:02079K305)	2,000.00	94.51	189,020.00	0.00	69,094.50 119,925.50	0.00	1.21%
Amazon.com Inc (TICKER: AMZN , CUSIP:023135106)	1,700.00	102.44	174,148.00	0.00	104,367.04 69,780.96	0.00	1.12%
American Tower Corp (TICKER: AMT , CUSIP:03027X100)	400.00	207.19	82,876.00	0.00	62,572.67 20,303.33	2,276.00 2.75%	0.53%
Apple Inc (TICKER: AAPL , CUSIP:037833100)	1,425.00	153.34	218,509.50	0.00	75,595.47 142,914.03	1,311.00 0.60%	1.42%
Aptiv PLC (TICKER: APTV , CUSIP:G6095L109)	1,100.00	91.07	100,177.00	0.00	66,016.27 34,160.73	0.00	0.64%
Bank of America Corp (TICKER: BAC , CUSIP:060505104)	5,750.00	36.04	207,230.00	0.00	101,625.80 105,604.20	5,060.00 2.44%	1.33%

2000456-00007440-00014 of 00022-c01-m2-1141-00456

## Portfolio Holdings on October 31, 2022 (continued)

	Quantity	Price	Market Value	Accrued Income	Cost Basis / Unrealized G/L	Est. Ann. Inc. /Yield at Market	% of Account
<i>Domestic Equity (continued)</i>							
Becton Dickinson and Co (TICKER: BDX , CUSIP:075887109)	500.00	235.97	117,985.00	0.00	99,308.19 18,676.81	1,740.00 1.47%	0.76%
BlackRock Inc (TICKER: BLK , CUSIP:09247X101)	200.00	645.91	129,182.00	0.00	84,440.77 44,741.23	3,904.00 3.02%	0.83%
Booking Holdings Inc (TICKER: BKNG , CUSIP:09857L108)	45.00	1,869.48	84,126.60	0.00	75,977.64 8,148.96	0.00	0.54%
Broadcom Inc (TICKER: AVGO , CUSIP:11135F101)	350.00	470.12	164,542.00	0.00	105,977.48 58,564.52	5,740.00 3.49%	1.05%
Comcast Corp (TICKER: CMCSA , CUSIP:20030N101)	2,450.00	31.74	77,763.00	0.00	114,536.45 -36,773.45	2,646.00 3.40%	0.50%
Costco Wholesale Corp (TICKER: COST , CUSIP:22160K105)	250.00	501.50	125,375.00	225.00	50,083.04 75,291.96	900.00 0.72%	0.80%
CVS Health Corp (TICKER: CVS , CUSIP:126650100)	1,400.00	94.70	132,580.00	770.00	103,112.87 29,467.13	3,080.00 2.32%	0.85%
Equinix Inc (TICKER: EQIX , CUSIP:29444U700)	150.00	566.44	84,966.00	0.00	75,533.04 9,432.96	1,860.00 2.19%	0.54%
Estee Lauder Cos Inc/The (TICKER: EL , CUSIP:518439104)	700.00	200.49	140,343.00	0.00	51,449.52 88,893.48	1,680.00 1.20%	0.90%
HEICO Corp (TICKER: HEI/A , CUSIP:422806208)	1,300.00	127.30	165,490.00	0.00	96,093.01 69,396.99	234.00 0.14%	1.06%
Home Depot Inc/The (TICKER: HD , CUSIP:437076102)	400.00	296.13	118,452.00	0.00	82,301.81 36,150.19	3,040.00 2.57%	0.76%
Honeywell International Inc (TICKER: HON , CUSIP:438516106)	500.00	204.02	102,010.00	0.00	69,874.85 32,135.15	2,060.00 2.02%	0.65%
IAA Inc (TICKER: IAA , CUSIP:449253103)	2,100.00	37.93	79,653.00	0.00	85,622.11 -5,969.11	0.00	0.51%
Intuitive Surgical Inc (TICKER: ISRG , CUSIP:46120E602)	475.00	246.47	117,073.25	0.00	115,110.93 1,962.32	0.00	0.75%

2000456-00007440-00013 of 00022-001-m2-1141-00456





## Portfolio Holdings on October 31, 2022 (continued)

	Quantity	Price	Market Value	Accrued Income	Cost Basis / Unrealized G/L	Est. Ann. Inc. /Yield at Market	% of Account
<i>Domestic Equity (continued)</i>							
IQVIA Holdings Inc (TICKER: IQV , CUSIP:46266C105)	800.00	209.67	167,736.00	0.00	73,630.72 94,105.28	0.00	1.07%
Jacobs Solutions Inc (TICKER: J , CUSIP:46982L108)	825.00	115.22	95,056.50	0.00	79,554.34 15,502.16	759.00 0.80%	0.61%
Johnson & Johnson (TICKER: JNJ , CUSIP:478160104)	750.00	173.97	130,477.50	0.00	110,746.80 19,730.70	3,390.00 2.60%	0.84%
JPMorgan Chase & Co (TICKER: JPM , CUSIP:46625H100)	1,600.00	125.88	201,408.00	0.00	95,532.43 105,875.57	6,400.00 3.18%	1.29%
Live Nation Entertainment Inc (TICKER: LYV , CUSIP:538034109)	800.00	79.61	63,688.00	0.00	87,373.20 -23,685.20	0.00	0.41%
Marsh & McLennan Cos Inc (TICKER: MMC , CUSIP:571748102)	1,000.00	161.49	161,490.00	590.00	115,715.20 45,774.80	2,360.00 1.46%	1.03%
Meta Platforms Inc (TICKER: META , CUSIP:30303M102)	700.00	93.16	65,212.00	0.00	100,588.88 -35,376.88	0.00	0.42%
Microsoft Corp (TICKER: MSFT , CUSIP:594918104)	825.00	232.13	191,507.25	0.00	53,466.70 138,040.55	2,244.00 1.17%	1.23%
Mondelez International Inc (TICKER: MDLZ , CUSIP:609207105)	2,604.00	61.48	160,093.92	0.00	111,730.09 48,363.83	4,010.16 2.50%	1.03%
NextEra Energy Inc (TICKER: NEE , CUSIP:65339F101)	2,000.00	77.50	155,000.00	0.00	104,888.97 50,111.03	3,400.00 2.19%	0.99%
NVIDIA Corp (TICKER: NVDA , CUSIP:67066G104)	850.00	134.97	114,724.50	0.00	43,865.37 70,859.13	136.00 0.12%	0.73%
Palo Alto Networks Inc (TICKER: PANW , CUSIP:697435105)	1,200.00	171.59	205,908.00	0.00	80,482.88 125,425.12	0.00	1.32%
PayPal Holdings Inc (TICKER: PYPL , CUSIP:70450Y103)	1,000.00	83.58	83,580.00	0.00	36,371.01 47,208.99	0.00	0.54%
Qualcomm Inc (TICKER: QCOM , CUSIP:747525103)	705.00	117.66	82,950.30	0.00	91,880.54 -8,930.24	2,115.00 2.55%	0.53%

## Portfolio Holdings on October 31, 2022 (continued)

	Quantity	Price	Market Value	Accrued Income	Cost Basis / Unrealized G/L	Est. Ann. Inc. /Yield at Market	% of Account
<i>Domestic Equity (continued)</i>							
Raytheon Technologies Corp (TICKER: RTX , CUSIP:75513E101)	1,456.00	94.82	138,057.92	0.00	106,550.48 31,507.44	3,203.20 2.32%	0.88%
Roper Technologies Inc (TICKER: ROP , CUSIP:776696106)	425.00	414.54	176,179.50	0.00	196,186.16 -20,006.66	1,054.00 0.60%	1.13%
Salesforce Inc (TICKER: CRM , CUSIP:79466L302)	600.00	162.59	97,554.00	0.00	94,252.20 3,301.80	0.00	0.62%
S&P Global Inc (TICKER: SPGI , CUSIP:78409V104)	325.00	321.25	104,406.25	0.00	99,423.58 4,982.67	1,105.00 1.06%	0.67%
Stryker Corp (TICKER: SYK , CUSIP:863667101)	400.00	229.24	91,696.00	0.00	70,657.68 21,038.32	1,112.00 1.21%	0.59%
Thermo Fisher Scientific Inc (TICKER: TMO , CUSIP:883556102)	325.00	513.97	167,040.25	0.00	44,302.45 122,737.80	390.00 0.23%	1.07%
TJX Cos Inc/The (TICKER: TJX , CUSIP:872540109)	1,900.00	72.10	136,990.00	0.00	89,455.31 47,534.69	2,242.00 1.64%	0.88%
Truist Financial Corp (TICKER: TFC , CUSIP:89832Q109)	2,800.00	44.79	125,412.00	0.00	141,124.28 -15,712.28	5,824.00 4.64%	0.80%
Uber Technologies Inc (TICKER: UBER , CUSIP:90353T100)	3,000.00	26.57	79,710.00	0.00	96,998.20 -17,288.20	0.00	0.51%
Verisk Analytics Inc (TICKER: VRSK , CUSIP:92345Y106)	900.00	182.83	164,547.00	0.00	104,303.07 60,243.93	1,116.00 0.68%	1.05%
Verizon Communications Inc (TICKER: VZ , CUSIP:92343V104)	2,300.00	37.37	85,951.00	1,500.75	130,491.67 -44,540.67	6,003.00 6.98%	0.55%
Visa Inc (TICKER: V , CUSIP:92826C839)	900.00	207.16	186,444.00	0.00	54,792.99 131,651.01	1,620.00 0.87%	1.19%
Walt Disney Co/The (TICKER: DIS , CUSIP:254687106)	900.00	106.54	95,886.00	0.00	111,115.89 -15,229.89	0.00	0.61%
Watsco Inc (TICKER: WSO , CUSIP:942622200)	500.00	270.96	135,480.00	0.00	53,020.91 82,459.09	4,400.00 3.25%	0.87%



## Portfolio Holdings on October 31, 2022 (continued)

	Quantity	Price	Market Value	Accrued Income	Cost Basis / Unrealized G/L	Est. Ann. Inc. /Yield at Market	% of Account
<i>Domestic Equity (continued)</i>							
Westinghouse Air Brake Technologies Corp (TICKER: WAB , CUSIP:929740108)	1,250.00	93.28	116,600.00	0.00	65,119.88 51,480.12	750.00 0.64%	0.75%
<b>Total Domestic Equity</b>			<b>\$6,904,604.24</b>	<b>\$3,757.75</b>	<b>\$4,714,992.08</b> <b>\$2,189,612.16</b>	<b>\$92,587.91</b> <b>1.34%</b>	<b>44.24%</b>
<i>International Equity</i>							
ASML Holding NV (TICKER: ASML , CUSIP:N07059210)	130.00	472.42	61,414.60	0.00	85,807.84 -24,393.24	733.07 1.19%	0.40%
<b>Total International Equity</b>			<b>\$61,414.60</b>	<b>\$0.00</b>	<b>\$85,807.84</b> <b>-\$24,393.24</b>	<b>\$733.07</b> <b>1.19%</b>	<b>0.39%</b>
<i>Domestic Equity Funds</i>							
iShares Russell 2000 ETF (TICKER: IWM , CUSIP:464287655)	2,900.00	183.33	531,657.00	0.00	340,366.95 191,290.05	7,020.90 1.32%	3.41%
iShares Russell Mid-Cap ETF (TICKER: IWR , CUSIP:464287499)	27,000.00	67.61	1,825,470.00	0.00	1,083,625.85 741,844.15	26,865.00 1.47%	11.69%
SPDR S&P MidCap 400 ETF Trust (TICKER: MDY , CUSIP:78467Y107)	750.00	443.77	332,827.50	0.00	214,249.84 118,577.66	4,401.75 1.32%	2.13%
Vanguard S&P 500 ETF (TICKER: VOO , CUSIP:922908363)	7,000.00	354.95	2,484,650.00	0.00	2,157,410.58 327,239.42	40,656.00 1.64%	15.92%
<b>Total Domestic Equity Funds</b>			<b>\$5,174,604.50</b>	<b>\$0.00</b>	<b>\$3,795,653.22</b> <b>\$1,378,951.28</b>	<b>\$78,943.65</b> <b>1.53%</b>	<b>33.14%</b>
<i>International Equity Funds</i>							
iShares Core MSCI EAFE ETF (TICKER: IEFA , CUSIP:46432F842)	3,300.00	55.72	183,876.00	0.00	202,285.05 -18,409.05	5,144.70 2.80%	1.19%

2000456-00007438-00010 of 00022-c01-m2-1141-00456

## Portfolio Holdings on October 31, 2022 (continued)

	Quantity	Price	Market Value	Accrued Income	Cost Basis / Unrealized G/L	Est. Ann. Inc. /Yield at Market	% of Account
<b>International Equity Funds (continued)</b>							
iShares Core MSCI Emerging Markets ETF (TICKER: IEMG , CUSIP:46434G103)	2,000.00	42.35	84,700.00	0.00	110,455.88 -25,755.88	3,932.00 4.64%	0.54%
<b>Total International Equity Funds</b>			<b>\$268,576.00</b>	<b>\$0.00</b>	<b>\$312,740.93</b> <b>-\$44,164.93</b>	<b>\$9,076.70</b> <b>3.38%</b>	<b>1.72%</b>
<b>Total Equities</b>			<b>\$12,409,199.34</b>	<b>\$3,757.75</b>	<b>\$8,909,194.07</b> <b>\$3,500,005.27</b>	<b>\$181,341.33</b> <b>1.46%</b>	<b>79.49%</b>
<b>Fixed Income</b>							
<b>Domestic Fixed Income</b>							
Bank of New York Mellon Corp/The 2.2% 16 Aug 2023 (CUSIP:06406FAD5)	150,000.00	98.0587	147,088.06	687.50	150,558.00 -3,469.94	3,300.00 2.24%	0.94%
Federal Farm Credit Banks Funding Corp 1.23% 29 Jul 2030 (CUSIP:3133EL2C7)	200,000.00	77.539	155,078.00	628.67	200,000.00 -44,922.00	2,460.00 1.59%	0.99%
Federal Home Loan Banks 1.24% 03 Sep 2030 (CUSIP:3130AK2T2)	200,000.00	77.044	154,088.00	399.56	200,000.00 -45,912.00	2,480.00 1.61%	0.99%
Goldman Sachs Bank USA/New York NY 1% 04 Aug 2026 (CUSIP:38149MXU2)	250,000.00	87.003	217,507.50	609.59	249,375.00 -31,867.50	2,500.00 1.15%	1.39%
Sallie Mae Bank .85% 17 Jun 2025 (CUSIP:7954506P5)	250,000.00	90.501	226,252.50	797.60	248,750.00 -22,497.50	2,125.00 0.94%	1.45%
State Bank of India/Chicago IL .95% 26 Jun 2025 (CUSIP:856283N69)	250,000.00	90.059	225,147.50	832.88	249,375.00 -24,227.50	2,375.00 1.05%	1.44%
UBS Bank USA .95% 11 Aug 2026 (CUSIP:90348JR93)	250,000.00	86.664	216,660.00	136.65	249,375.00 -32,715.00	2,375.00 1.10%	1.39%

2000456-00007438-00009 of 00022-c01-m2-1141-00456



## Portfolio Holdings on October 31, 2022 (continued)

	Quantity	Price	Market Value	Accrued Income	Cost Basis / Unrealized G/L	Est. Ann. Inc. /Yield at Market	% of Account
<i>Domestic Fixed Income (continued)</i>							
United States Treasury Note/Bond 3.25% 31 Aug 2024 (CUSIP:91282CFG1)	300,000.00	97.719	293,157.00	1,669.89	298,750.78 -5,593.78	9,750.00 3.33%	1.88%
<b>Total Domestic Fixed Income</b>			<b>\$1,634,978.56</b>	<b>\$5,762.34</b>	<b>\$1,846,183.78</b> <b>-\$211,205.22</b>	<b>\$27,365.00</b> <b>1.67%</b>	<b>10.47%</b>
<i>Domestic Fixed Income Funds</i>							
BlackRock Strategic Income Opportunities Portfolio (TICKER: BSIIX , CUSIP:09260B382)	38,000.00	9.19	349,220.00	972.48	393,680.00 -44,460.00	9,614.00 2.75%	2.24%
iShares Intermediate Government/Credit Bond ETF (TICKER: GVI , CUSIP:464288612)	3,500.00	101.19	354,165.00	0.00	387,713.48 -33,548.48	6,975.50 1.97%	2.26%
Metropolitan West Total Return Bond Fund (TICKER: MWTIX , CUSIP:592905509)	39,000.00	8.80	343,200.00	1,050.46	425,087.41 -81,887.41	8,385.00 2.44%	2.20%
Vanguard Intermediate-Term Investment-Grade Fund (TICKER: VFIDX , CUSIP:922031810)	30,000.00	8.05	241,500.00	703.30	301,450.00 -59,950.00	7,590.00 3.14%	1.55%
<b>Total Domestic Fixed Income Funds</b>			<b>\$1,288,085.00</b>	<b>\$2,726.24</b>	<b>\$1,507,930.89</b> <b>-\$219,845.89</b>	<b>\$32,564.50</b> <b>2.53%</b>	<b>8.25%</b>
<b>Total Fixed Income</b>			<b>\$2,923,063.56</b>	<b>\$8,488.58</b>	<b>\$3,354,114.67</b> <b>-\$431,051.11</b>	<b>\$59,929.50</b> <b>2.05%</b>	<b>18.72%</b>
<b>Total for xxxxxx0538 TIVERTON POLICE PENSION PLAN AGY</b>			<b>\$15,612,409.26</b>	<b>\$12,850.49</b>	<b>\$12,543,455.10</b> <b>\$3,068,954.16</b>	<b>\$247,756.22</b> <b>1.59%</b>	<b>100.00%</b>

## Your Transaction Detail

Transaction Date	Transaction Description	Amount	Accrued Income	Cost Basis Realized G/L
<b>xxxxxx0538 TIVERTON POLICE PENSION PLAN AGY</b>				
<b>Receipts</b>				
<i>Contributions</i>				
October 7, 2022	Cash Receipt - Employee Contribution via Check, Current Year Employee Contribution, CK 3015500542 DTD 10/6/22 for P/R 9/9-9/22 Town of Tiverton	7,261.38		0.00
October 19, 2022	Cash Receipt - Employer Contribution via Wire, FY23 Police Pension contribution	50,000.00		0.00
October 21, 2022	Cash Receipt - Employee Contribution via Check, Current Year Employee Contribution, CK 3015500565 DTD 10/20/2022 for P/R 9/23-10/6/22 Town of Tiverton	8,248.85		0.00
<b>Total Contributions</b>		<b>\$65,510.23</b>	<b>\$0.00</b>	<b>\$0.00</b>
<i>Other</i>				
October 7, 2022	Cash Receipt - Miscellaneous Receipt via Check, Police Buy Backs, OCT 2022, Check No. 3015500542, dtd 10/6/22	62.75		0.00
October 21, 2022	Cash Receipt - Miscellaneous Receipt via Check, Police Buy Backs, OCT 2022, Check No. 3015500565, dtd 10/20/22.	62.75		0.00
<b>Total Other</b>		<b>\$125.50</b>	<b>\$0.00</b>	<b>\$0.00</b>
<b>Total Receipts</b>		<b>\$65,635.73</b>	<b>\$0.00</b>	<b>\$0.00</b>
<b>Disbursements</b>				
<i>Withdrawals</i>				
October 3, 2022	Cash Disbursement - Normal Distribution via MEMO, 39 PENSION PAYMENTS ACH CHKS DATED 100122 NET 96895.35 FT 6266.57 ST 2540.37 OTH 434.64	-106,136.93		0.00
<b>Total Withdrawals</b>		<b>-\$106,136.93</b>	<b>\$0.00</b>	<b>\$0.00</b>
<i>Fees</i>				
October 17, 2022	Periodic Fee, Computed for 2055000538	-7,212.48		0.00
<b>Total Fees</b>		<b>-\$7,212.48</b>	<b>\$0.00</b>	<b>\$0.00</b>

2000456-00007437-00007 of 00022-01-m2-141-00456



## Your Transaction Detail (continued)

Transaction Date	Transaction Description	Amount	Accrued Income	Cost Basis Realized G/L
<b>xxxxxx0538 TIVERTON POLICE PENSION PLAN AGY (Continued)</b>				
<b>Disbursements (Continued)</b>				
<i>Other</i>				
October 5, 2022	Cash Disbursement - Miscellaneous Expense Via Check, Paid To Compensation Planning Inc., INV. Xxxx DTD Xx/Xx/Xx	-400.00		0.00
<b>Total Other</b>		<b>-\$400.00</b>	<b>\$0.00</b>	<b>\$0.00</b>
<b>Total Disbursements</b>		<b>-\$113,749.41</b>	<b>\$0.00</b>	<b>\$0.00</b>
<b>Corporate Actions/Income</b>				
<i>Dividends</i>				
October 3, 2022	Daily Rate Income on Vanguard Intermediate-Term Investment-Grade Fund For Period of 09/01/22 to 09/30/22 Due on 10/03/22	688.39		0.00
October 3, 2022	Daily Rate Income on Fidelity Government Portfolio For Period of 09/01/22 to 09/30/22 Due on 10/03/22	555.48		0.00
October 3, 2022	Daily Rate Income on Metropolitan West Total Return Bond Fund For Period of 09/01/22 to 09/30/22 Due on 10/03/22	1,275.50		0.00
October 3, 2022	Daily Rate Income on BlackRock Strategic Income Opportunities Portfolio For Period of 09/01/22 to 09/30/22 Due on 10/03/22	856.88		0.00
October 3, 2022	Cash Dividend 1.4692 USD Vanguard S&P 500 ETF For 7,000.00 Shares Due on 10/03/22 With Ex Date 09/28/22	10,284.40		0.00
October 7, 2022	Cash Dividend 0.169549 USD iShares Intermediate Government/Credit Bond ETF For 3,500.00 Shares Due on 10/07/22 With Ex Date 10/03/22	593.42		0.00
October 14, 2022	Cash Dividend 0.3 USD Thermo Fisher Scientific Inc For 325.00 Shares Due on 10/14/22 With Ex Date 09/14/22	97.50		0.00
October 14, 2022	Cash Dividend 0.385 USD Mondelez International Inc For 2,604.00 Shares Due on 10/14/22 With Ex Date 09/29/22	1,002.54		0.00
October 21, 2022	Cash Dividend 0.62 USD Roper Technologies Inc For 425.00 Shares Due on 10/21/22 With Ex Date 10/05/22	263.50		0.00
October 26, 2022	Cash Dividend 0.27 USD Comcast Corp For 2,450.00 Shares Due on 10/26/22 With Ex Date 10/04/22	661.50		0.00

2000456-00007436-00006 of 00022-c01-m2-1141-00456

## Your Transaction Detail (continued)

Transaction Date	Transaction Description	Amount	Accrued Income	Cost Basis Realized G/L
<b>xxxxxx0538 TIVERTON POLICE PENSION PLAN AGY (Continued)</b>				
<b>Corporate Actions/Income (Continued)</b>				
<i>Dividends (Continued)</i>				
October 26, 2022	Cash Dividend 1.47 USD American Tower Corp For 400.00 Shares Due on 10/26/22 With Ex Date 10/07/22	588.00		0.00
October 28, 2022	Cash Dividend 0.23 USD Jacobs Solutions Inc For 825.00 Shares Due on 10/28/22 With Ex Date 09/29/22	189.75		0.00
October 31, 2022	Cash Dividend 1.82828 USD SPDR S&P MidCap 400 ETF Trust For 750.00 Shares Due on 10/31/22 With Ex Date 09/16/22	1,371.21		0.00
October 31, 2022	Cash Dividend 2.2 USD Watsco Inc For 500.00 Shares Due on 10/31/22 With Ex Date 10/14/22	1,100.00		0.00
October 31, 2022	Cash Dividend 0.695 USD Stryker Corp For 400.00 Shares Due on 10/31/22 With Ex Date 09/29/22	278.00		0.00
October 31, 2022	Cash Dividend 1 USD JPMorgan Chase & Co For 1,600.00 Shares Due on 10/31/22 With Ex Date 10/05/22	1,600.00		0.00
<b>Total Dividends</b>		<b>\$21,406.07</b>	<b>\$0.00</b>	<b>\$0.00</b>
<i>Interest</i>				
October 11, 2022	Interest Payment 0.0095 USD UBS Bank USA .95% 11 Aug 2026 For 250,000.00 Par Value Due on 10/11/22 With Ex Date 10/11/22	195.21		0.00
<b>Total Interest</b>		<b>\$195.21</b>	<b>\$0.00</b>	<b>\$0.00</b>
<b>Total Corporate Actions/Income</b>		<b>\$21,601.28</b>	<b>\$0.00</b>	<b>\$0.00</b>
<b>Cash Sweep Activity</b>				
October 31, 2022	Sweep sales totaling -113,061.02 units of Fidelity Government Portfolio for Defined Model (Capital) (3 Transactions)	113,061.02		-113,061.02
October 31, 2022	Sweep purchases totaling 86,548.62 units of Fidelity Government Portfolio for Defined Model (Capital) (14 Transactions)	-86,548.62		86,548.62
<b>Total Cash Sweep Activity</b>		<b>\$26,512.40</b>	<b>\$0.00</b>	<b>-\$26,512.40</b>
<b>Total xxxxxx0538 TIVERTON POLICE PENSION PLAN AGY</b>		<b>\$0.00</b>	<b>\$0.00</b>	<b>-\$26,512.40</b>
				<b>\$0.00</b>

2000456-00007436-00005 of 00022-c01-m2-1141-00456





## Information

### **Account Value and Performance**

Security prices and income projections shown have been obtained from sources believed to be reliable. However, we cannot guarantee their accuracy or that securities can be bought or sold at these prices. In addition, this report provides a total account view and may include unsupervised assets which are taken into account for both market value and performance.

### **Account Safety and Correction of Discrepancies**

Please review your statement carefully and report any discrepancies promptly to your Wealth Management Client Services Representative at the number provided on your statement. It is recommended that you confirm any oral communications in writing by sending Washington Trust Wealth Management (hereinafter referred to as "WTWM") a letter within ten (10) days of receipt of your statement.

### **Bond Amortization**

The premiums on all applicable bonds will be amortized. If you chose not to amortize the premiums, please contact your Wealth Management Client Service Representative at the number provided on your statement.

### **Brokerage Transactions**

WTWM may receive investment related services from brokerage firms in exchange for brokerage transactions directed to those firms. Brokerage commissions are charged to the account at cost on all equity transactions.

### **Changes and Updates to your Account Information**

Please contact your Wealth Management Client Service Representative at the number provided on your statement if you have any changes in your contact information or if you wish to impose any reasonable restrictions on the management of your account(s) or modify any existing restrictions.

### **Changes and Updates to your Financial Situation or Investment Strategy**

It is important to periodically review your investment objectives so that your investment strategy remains appropriate to your personal investment goals, spending requirements, and financial, estate, and tax planning needs. Your statement includes the investment objective currently assigned to your account(s). Please contact your Wealth Management Client Service Representative at the number provided on your statement to notify us if there have been any changes in your financial situation, investment objectives, or risk tolerance.

### **Fees and Charges**

The "Fees and Charges" amount shown on your statement includes all activity fees consistent with your fee agreement.

Information (continued)

**Foreign ADR**

Foreign Corporations that wish to have their securities traded on U.S. stock exchanges, issue American Depository Receipts (ADRs), which make the foreign securities more accessible to U.S. investors. If your portfolio holds foreign securities, such securities will be held in ADRs. Foreign governments may impose withholding taxes on the gross amount of foreign dividends sourced to their countries. These withholding requirements may be subject to modification under certain tax treaties, depending on the country of origin of the issuer of the stock underlying ADR. Please consult your tax advisor for advice regarding the tax options applicable to your particular situation.

**Individual Retirement Accounts – Reporting Fair Market Value**

The fair market value as of December 31st will be reported to the IRS as required by law.

**Individual Retirement Accounts - Withholding on Distribution or Withdrawals**

Federal tax law requires WTWM to withhold income tax on distribution(s) from your taxable retirement accounts by electing a percentage or fixed amount to be withheld from your distribution unless you elect not to have income taxes withheld. If you do not have enough income tax withheld from your distributions, you may be responsible for the payment of estimated tax. You may incur penalties if the amounts withheld and your estimated tax payments are not equal to your tax obligation. State withholding, if applicable, is subject to the state's withholding requirements.

**Mutual Funds**

WTWM may receive compensation in the form of Rule 12b-1 fees, commissions and/or soft dollars from mutual funds it utilizes for the services we provide to the Mutual Fund. There is no additional cost to the account from the arrangement and not all accounts may benefit from such compensation. WTWM may purchase affiliated mutual funds in which the fund manager or any of its affiliates may serve as the investment advisor. A copy of the prospectuses, which includes a description of fund fees and expenses, are available upon request.

**Privacy Statement**

WTWM is committed to maintaining the confidentiality, integrity and security of your personal information that is entrusted to us. The Washington Trust Company Privacy Policy will be sent to your address on file in the event there are any material changes to the policy, or if we change any of our sharing practices. To obtain a copy of our current Privacy Policy, please visit our website at [www.washtrustwealth.com](http://www.washtrustwealth.com) or contact your Wealth Management Client Services Representative at the number provided on your statement.

**Tax and Withholding Election Notice - IRA and Pensions**

Distributions that are not subject to income tax – such as trustee-to-trustee transfers and qualified Roth distributions – generally are not subject to federal income tax withholding.

For IRAs, taxable distributions you receive from your IRA generally are subject to 10% Federal income tax withholding, unless you elect otherwise. You are responsible for determining and paying all Federal, and if applicable, state and local taxes on distributions from all IRAs you own. You may waive withholding, or withhold a different amount, by returning a signed and dated Withholding Certificate. Your election is valid until you change it, and you can do so at any time by completing a new Withholding Certificate. (Please note: if you do not have enough Federal income tax withheld from your IRA distribution, you may



**Information (continued)**

incur penalties under the estimated tax rules if your withholding and estimated tax payments are not sufficient.)

For qualified pension plans (like 401(k) plans), taxable distributions you receive which are eligible to be rolled over to an IRA or qualified plan – generally everything other than required minimum distributions - are subject to a 20% default rate of withholding, which cannot be waived or reduced.

**Verification of Account Owner(s) Identity**

To help the government fight the funding of terrorism and money laundering activities, federal law requires all financial institutions to obtain, verify, and record information that identifies each person who opens an account, or is added to an existing account. Such information includes, name, address, date of birth, social security number, a valid driver's license or other valid identifying documentation, and any other information that will allow us to verify the identity of all accountholders.

**GENERAL DISCLOSURES**

The information provided in this report, including gain and loss information, is being provided for informational purposes only and does not constitute, legal, tax or investment advice and it should not be relied on as such. Please consult with a financial advisor, attorney or tax professional regarding your specific investment, legal or tax situation.

Mutual funds, ETFs, and/or other securities are not backed or guaranteed by any bank. Such securities are not insured by the FDIC and involve investment risk including possible loss of principal.



Information (continued)

This page intentionally left blank.

2000456-00007434-00001 of 00022-c01-m2-1141-00456

